sanindusa®
www.sanindusa.pt

FLOW 94
MÓVEL
FURNITURE

64231IM00

INSTRUÇÃO DE MONTAGEM ASSEMBLY INSTRUCTIONS

01

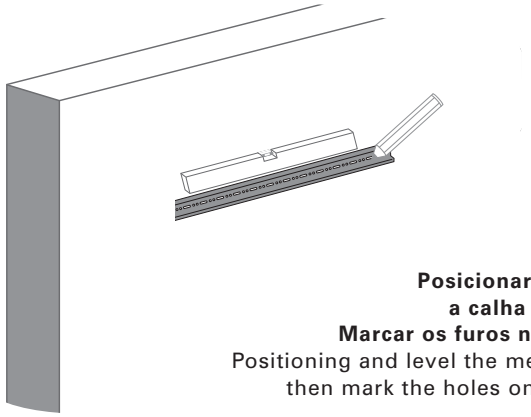

Posicionar e nivelar a calha metálica. Marcar os furos na parede.
Positioning and level the metal frame then mark the holes on the wall.

02

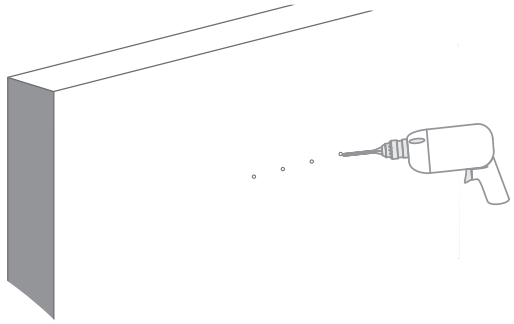

Furar a parede.
Drill holes in the wall.

03

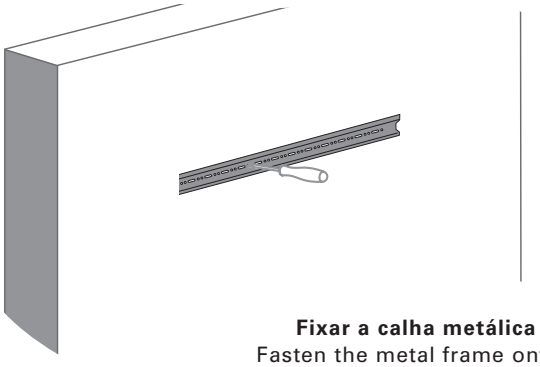

Fixar a calha metálica na parede.
Fasten the metal frame onto the wall.

04

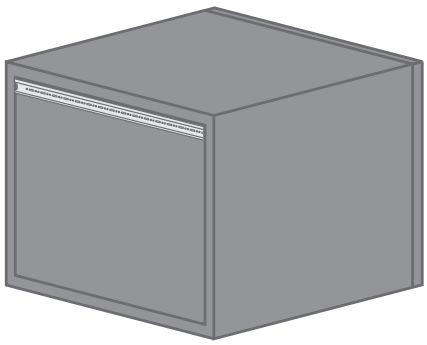

Móvel com calha metálica aplicada.
Furniture with metal frame attached.

05

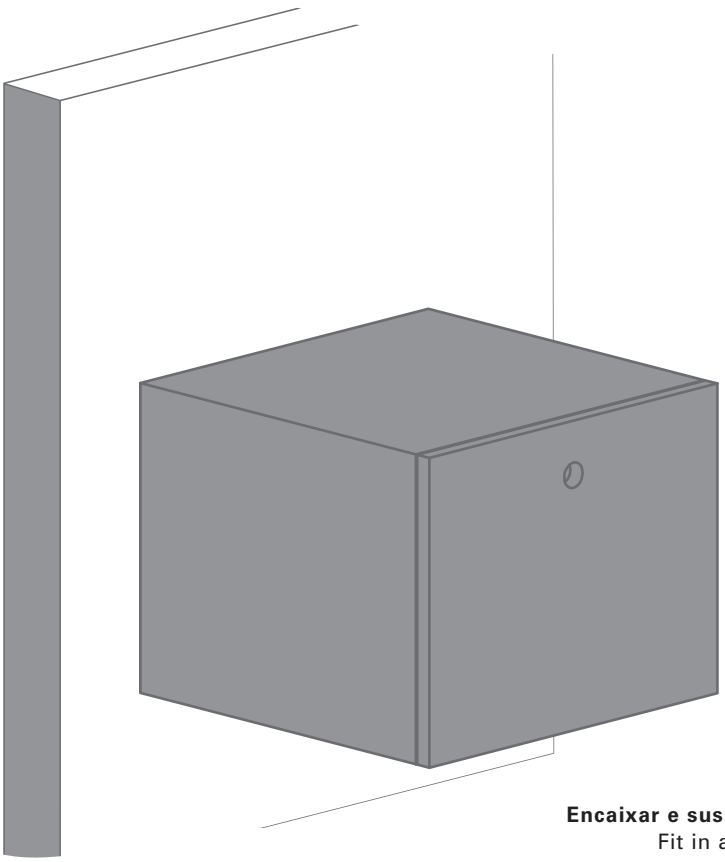

Encaixar e suspender o móvel na parede.
Fit in and wall hung the furniture.