sanindusa
www.sanindusa.pt

www
sanindusa.pt

Flux

4V98IM01

INSTRUÇÃO DE MONTAGEM **ASSEMBLY INSTRUCTIONS** **NOTICE DE MONTAGE** **INSTRUCCIONES DE MONTAJE** **INSTRUZIONI DI MONTAGGIO**

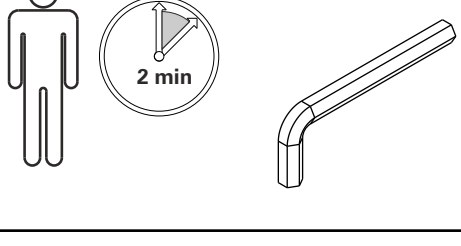

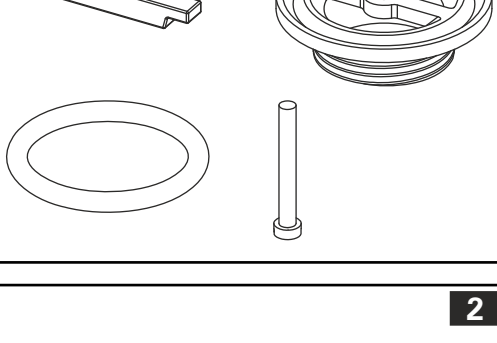

1

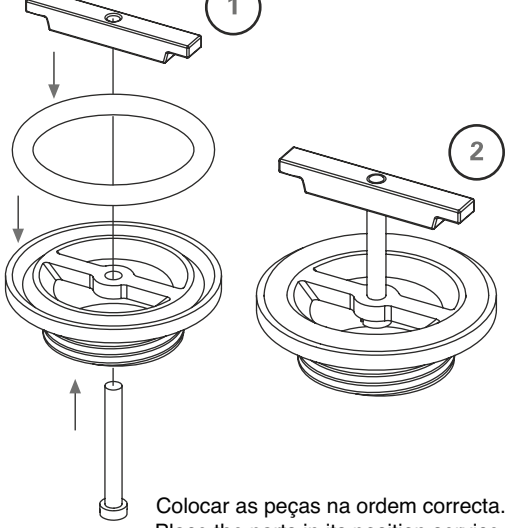

Colocar as peças na ordem correcta.
Place the parts in its position service.
Placer les pièces dans le bon ordre.

2

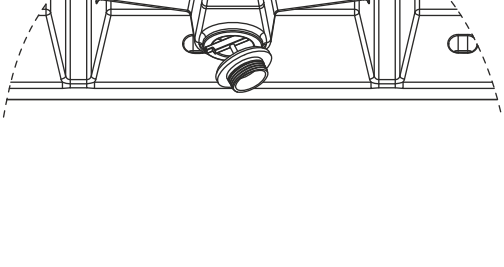

Posicionar como mostra na figura.
Place de kit as the figure show.
Positionnez comme indiqué sur la figure

3

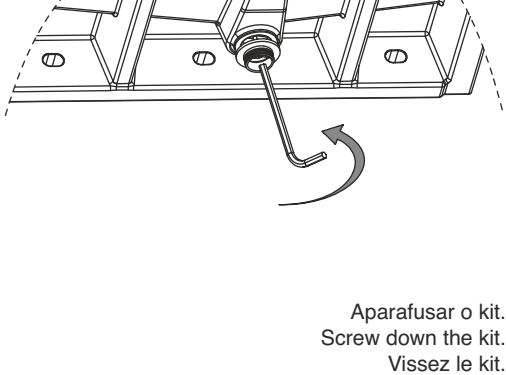

Aparafusar o kit.
Screw down the kit.
Vissez le kit.

MSKT1701

Sanindusa S.A. reserva o direito de fazer alterações técnicas sem aviso prévio. Sanindusa S.A. reserves the right to introduce technical improvements without previous notice.
Sanindusa S.A. réserve le droit de faire des altérations techniques sans information prealable. Sanindusa S.A. reserva el derecho de hacer alteraciones técnicas sin previo aviso.
Sanindusa S.A. si reserva il diritto di effettuarre cambiamenti tecnici sensa preaviso.